



# Bedpan Washers For Healthcare: The DDC DolphIN Difference



# What Makes Us The Market Leader?

DDC Dolphin is a specialist sluice/dirty utility room equipment manufacturer and global supplier with more than 30 years' experience - providing bedpan washer disinfectors, medical pulp macerators and innovative infection control solutions to healthcare facilities around the world.



**We currently serve 6 continents, 50 countries and over 5000 sites across the globe.**

We provide the most advanced service and maintenance offering available in the UK, with factory trained partners looking after machines in our extensive international markets, as well as a growing range of complimentary infection control products – all of which are designed to both advance and streamline your existing strategy.

From the leading technology of our pulp macerators to flushable care wipes and UV air purification systems, **we will help your facility to thrive.**

At DDC Dolphin, we don't let a drop of knowledge go to waste. We're constantly listening to the people who use our products and remain dedicated to creating practical solutions that make a tangible difference to the everyday.

No matter what kind of healthcare environment you work in, our unique innovations will spark positive change for your clinical workforce, infection control experts, facilities staff, financial control teams and more.



Contact us today :



+44 (0) 1202 731555



info@ddcdolphin.com



www.ddcdolphin.com


# What Is A Bedpan Washer?

**Bedpan washer disinfectors underpin the infection control strategy of numerous care facilities and hospitals, they are responsible for washing and sanitising soiled bedpans, commodes, urine bottles & bowls. This is critical in the fight against HCAs.**

A washer disinfectors ability to kill dangerous pathogens is reliant on thermal disinfection.

Thermal disinfection is achieved by heating the wash chamber with steam to a temperature in excess of 80°C and maintaining this for a minimum of one minute thus achieving the thermal disinfection standard of A<sub>0</sub>60. This is the temperature required to reduce the bioburden on the surface of the containers to a safe level allowing reuse.

Thermal disinfection not only prevents cross-contamination and improves infection control compliance, it is effective against a multitude of common micro-organisms, making it extremely well-suited to a medical setting where different kinds of pathogens are prevalent.



**DDC Dolphin's range of Panamatic Bedpan Washers underpin the infection control strategy of thousands of facilities around the world.**

## Key Benefits

- Range of models for low, medium and high demand areas
- Biomaster™ technology in polymer surfaces on our top loading models, featuring antimicrobial and anti-fungal additives to stop the growth of harmful bacteria
- High quality materials and components, including 304 grade stainless steel
- Simple operation, with a comprehensive wash program suitable for all containers
- Flexible loading - universal brackets provide versatile loading of different sizes & shapes of container
- Audio annunciation – helpful voice guidance available in any language, decreasing costly training requirements and reducing the number of staff errors





# Insight Into The Panamatic Range

**Our range of washer disinfectors have been developed over decades to provide you with a fast and safe human waste disposal system with passive safety measures to minimise the risk of infection.**

Designed to empty, wash and disinfect plastic or stainless steel, reusable human waste containers such as bedpans, commode pots and urine bottles, our bedpan washer disinfectors incorporate the latest technological advances.

Efficient, reliable and cost-effective, our Panamatic bedpan washer disinfectors will dispose of hazardous human waste quickly and effectively. They are available as either front-loading (UK market only) or top-loading machines, so no matter the size, shape and setup of your sluice room or ward, we can offer the right solution to suit your environment.

All of our Panamatic bedpan washer disinfectors are made from 304 grade stainless steel, some with antimicrobial lids, which aids a reduction in the risk of cross infection by reducing the possibility of microbial growth.

Our machines are designed to be as user-friendly as possible with easy operation with a comprehensive wash program, using a DDC Dolphin washer disinfectant could not be simpler.

Our innovative and unique technology is showcased across eight market-leading models, designed and built to serve a host of needs across the healthcare sector.

## Front Loading Panamatics *Only available in the UK*



**Large capacity machine to suit high usage environments.**



**Rapid washing disinfection cycle** – eco-friendly and cost effective.



**Front-loading** – for a simple loading and emptying process.



**High quality materials and components** – including antimicrobial coatings and smooth, crevice-free surfaces, reducing the presence of trapped harmful bacteria.



**Complies with ISO 15883-2009** – which specifies general performance requirements for front-loading washer disinfectors.



**Unique multi-utensil racking design** – extremely convenient with one rack to fit all standard bedpan sizes.



**Rotating wash nozzles and strategically sited spray jets** – ensure a superior wash performance.



**Empty Total System** – a special device for automatically emptying all of the water present at the end of each cycle from the water pump, water storage tank and pipes, ensuring a consistently hygienic and efficient system.



**Advanced computer diagnostics** – including inbuilt maintenance warning system.



**Easy connection electrical supply**

Contact us today :



+44 (0) 1202 731555




info@ddcdolphin.com



www.ddcdolphin.com


## Top Loading Panamatics


 **Extra-large capacity wash chamber to suit high usage environments**

 **Rapid washing disinfection cycle** – eco-friendly and cost effective.

 **Completely hands-free, no touch operation** – reducing the risk of infections spreading to clinicians and further patients.

 **Top-loading** – for a simple loading and emptying process.


 **High quality materials and components** – including antimicrobial coatings and smooth, crevice-free surfaces, reducing the presence of trapped harmful bacteria.


 **Antimicrobial surfaces** – to minimise cross infection and reduce the possibility of microbial growth.





## Hands Free, Antimicrobial Range

 **Unique multi-utensil racking design** – extremely convenient with one rack to fit all standard bedpan sizes

 **Automatic scale management system** – suitable for soft and hard water areas, to prevent blockages.

 **Rotating wash nozzles and strategically sited spray jets** – ensure a superior wash performance.


 **Optional programmable audio** – in your own language to ensure correct and proper use by staff.

 **Compact** – to save space, making it suitable for all room types and sizes.

 **Easy connection electrical supply**


## Top Loading Panamatics


 **Rapid washing disinfection cycle** – eco-friendly and cost effective.


 **Extra-large capacity wash chamber** – to suit high usage environments

 **Hands-free open technology** – using a foot sensor to minimise cross infection and facilitate ease of use.


 **Top-loading** – for a simple loading and emptying process.


 **High grade stainless steel casing** – which is robust and long-lasting, not easily corroded, and easy to clean and maintain.


 **Automatic scale management system** – suitable for soft and hard water areas, to prevent blockages.


 **Antimicrobial surfaces** – to minimise cross infection and reduce the possibility of microbial growth.




 **Unique multi-utensil racking design** – extremely convenient with one rack to fit all standard bedpan sizes

 **Rotating wash nozzles and strategically sited spray jets** – ensure a superior wash performance.

 **Optional programmable audio** – in your own language to ensure correct and proper use by staff.

 **Rim-flush function** – the Maxi+ comes with the rim-flush facility, which is particularly useful for emptying buckets, etc. Just press the foot pedal with the lid open and the contents are flushed away.

 **Compact** – to save space, making it suitable for all room types and sizes.

 **Easy connection electrical supply**

## Manual Close Range

Contact us today :



+44 (0) 1202 731555



info@ddcdolphin.com



www.ddcdolphin.com

# Which Panamatic Is Best For Your Facility?

	Panamatic Mini	Panamatic Midi	Panamatic Optima 2	Panamatic Maxi
<b>LOADING</b>	Top	Top	Top	Top
<b>DIMENSIONS LID CLOSED W X H X D</b>	500 x 1042 x 600mm (Lid clearance 1400)	500 x 1042 x 600mm (Lid clearance 1400)	500 x 1042 x 600mm (Lid clearance 1400)	600 x 900 x 600mm (Lid clearance 1340)
<b>CAPACITY</b>	1 Bedpan & 1 Urine Bottle	2 Bedpans & 2 Urine Bottle	2 Bedpans & 2 Urine Bottles	3 Bedpans & 3 Urine Bottles
<b>HANDS FREE OPENING</b>	Yes	Yes	Yes	Yes
<b>WATER SUPPLY</b>	Cold	Cold	Hot & Cold	Cold
<b>WATER CONSUMPTION</b>	21 Litres	22 Litres	41 Litres	33 Litres
<b>ELECTRICAL CONSUMPTION PER CYCLE</b>	0.212 kWh	0.265 kWh	0.262 kWh	0.333 kWh
<b>ANTIMICROBIAL SURFACE</b>	Yes	Yes	Yes	Yes
<b>PROGRAMMABLE AUDIO OPTION</b>	Yes	Yes	Yes	Yes
<b>RIM FLUSH</b>	No	No	No	No
<b>RECOMMENDED CHEMICAL</b>	EcoWash+	EcoWash+	EcoWash+	EcoWash+
<b>SCALE MANAGEMENT SYSTEM OPTION</b>	Yes	Yes	Yes	Yes
<b>TYPICAL LOCATION</b>	Care Facility	Care Facility	Care Facility Hospital	Care Facility

Specifications correct at time of print

Contact us today :



+44 (0) 1202 731555



info@ddcdolphin.com



www.ddcdolphin.com

<b>Panamatic Maxi+</b>	<b>Panamatic Optima 3</b>	<b>*Panamatic XLC</b>	<b>*Panamatic XL2</b>
Top	Top	Front	Front
600 x 900 x 600mm (Lid clearance 1340)	600 x 900 x 600 (Lid clearance 1340)	450 x 1500 x 500mm	600 x 1650 x 450
3 Bedpans & 3 Urine Bottles	3 Bedpans & 3 Urine Bottles	1 Bedpan & 3 Urine Bottles	2 Bedpans & 2 Urine Bottles
Yes	Yes	Yes	Yes
Cold	Hot & Cold	Hot & Cold	Hot & Cold
33 Litres	56 Litres	16 Litres	16 Litres
0.333 kWh	0.361 kWh	0.18 kWh	0.18 kWh
Yes	Yes	No	No
Yes	Yes	No	No
Yes	No	No	No
EcoWash+	EcoWash+	EcoWash+	EcoWash+
Yes	Yes	Yes	Yes
Care Facility	Hospital	Hospital	Hospital



\* Product available in UK only

Contact us today :



+44 (0) 1202 731555



info@ddcdolphin.com






www.ddcdolphin.com

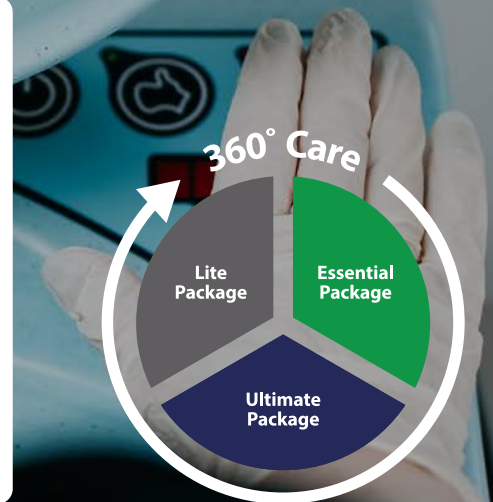
# 360° Care

## for Bedpan Washers

At DDC Dolphin, our mission is to dramatically reduce the number of distressing and life-threatening HCAs in hospitals and care facilities around the globe – and thereby save lives.

### We aim to do this by:

-  Producing cutting-edge sluice room technology which leads the industry in redefining infection control standards
-  Making our products and services accessible to the facilities who need them
-  Equipping our customers with the knowledge to make informed buying decisions which suit their needs.



## Why Choose Us?

### Save Money

- Fixed pricing for 5 years
- Competitive packages
- No money wasted on avoidable breakdowns

### Peace Of Mind

- Deal direct with the manufacturer
- Largest team of field engineers in the UK
- Dedicated account manager

### Save Time

- Rapid response
- Reduce machine downtime
- Lifetime machine support

Contact us today :



+44 (0) 1202 731555



info@ddcdolphin.com




www.ddcdolphin.com

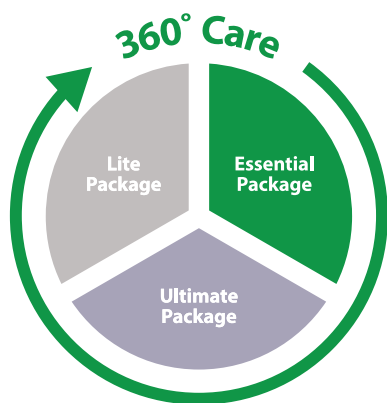


**The DDC Dolphin range of bedpan washer packages enables you to purchase the equipment you need, exactly when you need it, so you never have to jeopardise patient care. We understand one size doesn't fit all; that's why we have 3 levels of cover so you can choose what is best for your needs.**


Everything you could possibly require is covered, with a guarantee of no extra costs. We are on your side with the best UK coverage in the market and outstanding account management from a sluice room expert. British made, universally trusted. Caring for you, so you can care for others.



- Machine including 5 year parts and labour warranty
- Bi-annual service and maintenance visits over 5 years
- Chemical dosing system, lockable cabinet and 5 year chemical supply
- Machine installation and commissioning
- Staff user training
- Free delivery
- Pre-installation site survey and sluice room health check
- Ultimate pack of bedpans and urinal bottles
- Wall storage rack



- Machine including 5 year parts and labour warranty
- Bi-annual service and maintenance visits over 5 years
- Supply of chemical dosing system and lockable cabinet
- Machine installation and commissioning
- Staff user training
- Free delivery
- Pre-installation site survey and sluice room health check
- Essential pack of bedpans and urinal bottles



- Machine including 5 year parts and labour warranty
- Annual service and maintenance visits over 5 years
- Supply of chemical dosing system and lockable cabinet
- Machine commissioning
- Staff user training
- Free delivery
- Pre-installation support



# 360° Service



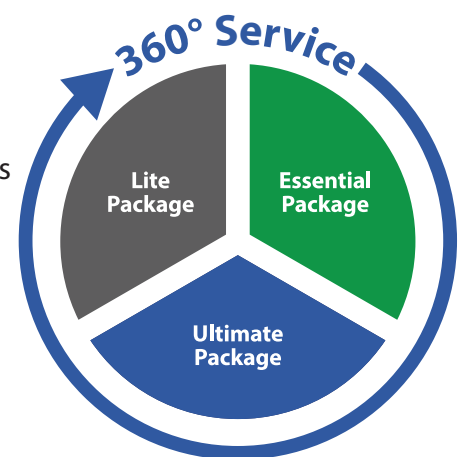
**A fully operational sluice / dirty utility room is integral to controlling infection so you will want to do everything in your power to keep it up and running.**

**With DDC Dolphin's 360° service agreements you can ensure that your sluice machinery stays in top condition and is maintained to the highest possible standards, preventing any avoidable breakdowns so you can continue to prioritise the well-being of patients and clinicians.**

Our service packages help you to reduce the costs associated with unexpected breakdowns by correcting any issues before they develop in to serious problems.

## 10 Benefits of 360° Service

1. Reduced downtime, increasing your productivity
2. Reduced costly repair visits
3. Increased lifespan of your machines
4. Reduction of unplanned maintenance and call-out labour charges
5. Discount on parts, labour and priority call-outs
6. Less inconvenience for your staff - allowing them to be more effective and efficient
7. Detailed maintenance records to help plan your CAPEX budgets and prepared for CQC inspections
8. Manage scale correctly in hard water areas
9. Better transparency for audits / CQC inspections / Infection control
10. Manage your costs over a long period of time



Contact us today :



+44 (0) 1202 731555



info@ddcdolphin.com



www.ddcdolphin.com

# Giving you peace of mind with service capability

- Access to the UK's largest fleet of highly trained service engineers with 28 Field Service Engineers
- Dedicated Customer Services Team
- Dedicated Account Manager
- Ability to repair and maintain all makes and models of machines
- Periodic testing to NHS guidelines
- Fully stock supported for parts
- One consolidated invoice

## Which service package is right for you



	Ultimate	Essential	Lite
Service maintenance visits	Bi-annual ✓	Bi-annual ✓	Annual ✓
Chemical discount	15% ✓	10% ✓	5% ✓
SLA response time (Reactive repair)	24 hours ✓	48 hours ✓	72 hours ✓
Parts discount (DDC Dolphin parts only)	25% ✓	15% ✓	10% ✓
Call-out inc. 1st hour labour & labour per hour at preferred rates	Call-out ✓ Labour ✓	Call-out ✓ Labour ✓	Call-out ✓ Labour ✓
Sluice room healthcare check	Yes ✓	Yes ✓	Yes ✓
Water hardness and scale level check with recommendations	Yes ✓	Yes ✓	Yes ✓
Access to customer portal	Yes ✓	Yes ✓	No ✗
Annual account review	Yes ✓	Yes ✓	No ✗
Full asset management & reporting	Yes ✓	Yes ✓	No ✗
Utensil packs	Yes ✓	Yes ✓	No ✗
Machine trials for new sites	Yes ✓	No ✗	No ✗
Parts and labour warranty (warranty policy applies)	Optional extra +	Optional extra +	No ✗
Annual periodic testing	Optional extra +	Optional extra +	No ✗
Quarterly periodic testing	Optional extra +	No ✗	No ✗





**DDC Dolphin are your  
infection control experts.**

To discover more about the pioneering range of Panamatic Bedpan Washer Disinfectors and how they can benefit your facility, contract us today.



**DDC Dolphin Ltd**

The Fulcrum,  
Vantage Way,  
Poole,  
Dorset,  
BH12 4NU



[www.ddcdolphin.com](http://www.ddcdolphin.com)



+44 (0) 1202 731555



[info@ddcdolphin.com](mailto:info@ddcdolphin.com)



### Accreditations

